










Sable 435-450W

High efficiency bifacial modules



TOPCon 182*210mm

• **TOPCon MODULE ADVANTAGE**

-  Multi-Busbar technology
-  Superior load capacity
-  High module efficiency
-  Excellent low-light performance
-  Lower annual attenuation
Longer warranty
-  Low BOS and LCOE
-  Reduce hot spot effect
-  Higher bifaciality

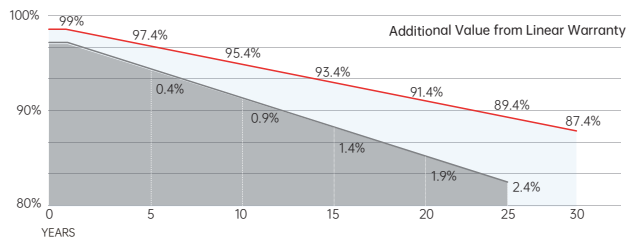
• **QUALITY SYSTEM**
ISO9001 / ISO14001 / ISO45001

• **PRODUCT CERTIFICATION**



• **INSURANCE**
PICC

• **WARRANTY**



15 YEARS Guarantee on product material and workmanship

30 YEARS Linear power output warranty



SERAPHIM ENERGY GROUP CO., LTD.

Add: NO.18, Shichuan Road, Jinzhai Economic Development Zone, Lu'an City, Anhui Province
Tel: +86-564-7736177 Email: info@seraphim-energy.com

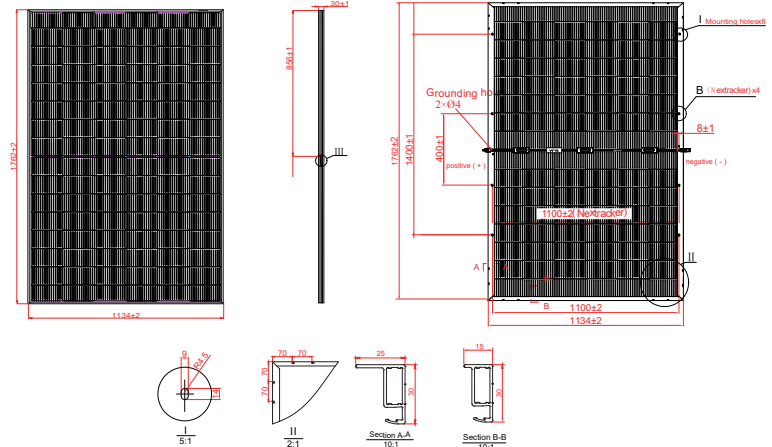
Mechanical Specifications

External Dimension	1762 x 1134 x 30 mm
Weight	24.9 kg
Solar Cells	TOPCon 182 x 105mm (96pcs)
Front / Back Glass	2.0mm AR coating semi-tempered glass, low iron
Frame	Black anodized aluminium alloy
Junction Box	IP68, 3 diodes
Output Cables	4.0mm ² , 250mm(+)/350mm(-) or Customized Length

Packing Configuration

Container	20'GP	40'HQ
Pieces per Pallet	36	36
Pallets per Container	6	24
Pieces per Container	216	864

Technical drawing



Electrical Characteristics

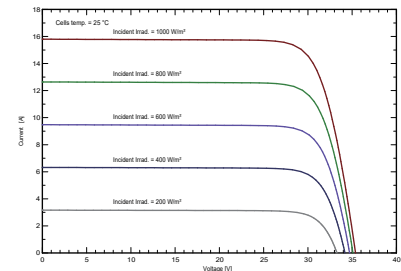
Module Type	SRP-435-BTE-BG			SRP-440-BTE-BG			SRP-445-BTE-BG			SRP-450-BTE-BG		
	Front STC	Front BNPI	Back STC	Front STC	Front BNPI	Back STC	Front STC	Front BNPI	Back STC	Front STC	Front BNPI	Back STC
Maximum Power $-P_{mp}(W)$	435	482	348	440	488	352	445	493	356	450	499	360
Open Circuit Voltage $-V_{oc}(V)$	35.18	35.26	35.16	35.38	35.46	35.36	35.58	35.66	35.56	35.78	35.86	35.76
Short Circuit Current $-I_{sc}(A)$	15.75	17.45	12.60	15.80	17.51	12.64	15.85	17.56	12.68	15.90	17.62	12.72
Maximum Power Voltage $-V_{mp}(V)$	29.21	29.29	29.19	29.41	29.49	29.39	29.61	29.69	29.59	29.81	29.89	29.79
Maximum Power Current $-I_{mp}(A)$	14.90	16.46	11.92	14.97	16.53	11.98	15.03	16.61	12.03	15.10	16.68	12.08
Module Efficiency STC $-η_m(\%)$	21.77			22.02			22.27			22.52		
Power Tolerance (W)	(0, +4.99)											
Pmax Temperature Coefficient	-0.29 %/°C											
Voc Temperature Coefficient	-0.25 %/°C											
Isc Temperature Coefficient	+0.046 %/°C											

STC: Irradiance 1000 W/m² module temperature 25°C AM=1.5 Power measurement tolerance: +/-3%; Voltage measurement tolerance: +/-3%; Current measurement tolerance: +/-4%
BNPI: front 1000 W/m² rear 135 W/m² Power measurement tolerance: +/-3%; Voltage measurement tolerance: +/-3%; Current measurement tolerance: +/-4%

Rear Side Power Gain(SRP-450-BTE-BG)

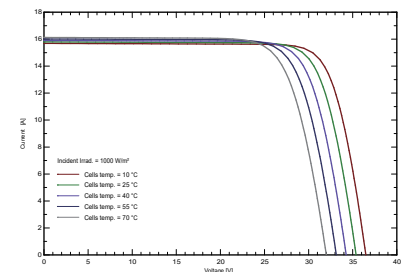
Power Gain	10%	15%	20%	25%	30%
Maximum Power $-P_{mp}(W)$	495	518	540	563	585
Open Circuit Voltage $-V_{oc}(V)$	35.78	35.78	35.78	35.78	35.78
Short Circuit Current $-I_{sc}(A)$	17.49	18.29	19.08	19.88	20.67
Maximum Power Voltage $-V_{mp}(V)$	29.81	29.81	29.81	29.81	29.81
Maximum Power Current $-I_{mp}(A)$	16.61	17.37	18.12	18.88	19.63

I-V Curve



Application Conditions

Maximum System Voltage	1500V DC
Maximum Series Fuse Rating	30 A
Operating Temperature	-40~+85 °C
Nominal Operating Cell Temperature	45±2 °C
Bifaciality	80%±5%
Mechanical Load	Front side 5400 Pa / Back side 2400 Pa



Specifications are subject to change without further notification SRP-DS-EN-2024T1114 © Copyright 2024 Seraphim



SERAPHIM ENERGY GROUP CO., LTD.

Add: NO.18, Shichuan Road, Jinzhai Economic Development Zone, Lu'an City, Anhui Province
Tel: +86-564-7736177 Email: info@seraphim-energy.com